

Droplet LP5.0 MKII Turntable

USER GUIDE

Congratulations on your new CONSONANCE!

Opera Audio products are based on a simple philosophy:

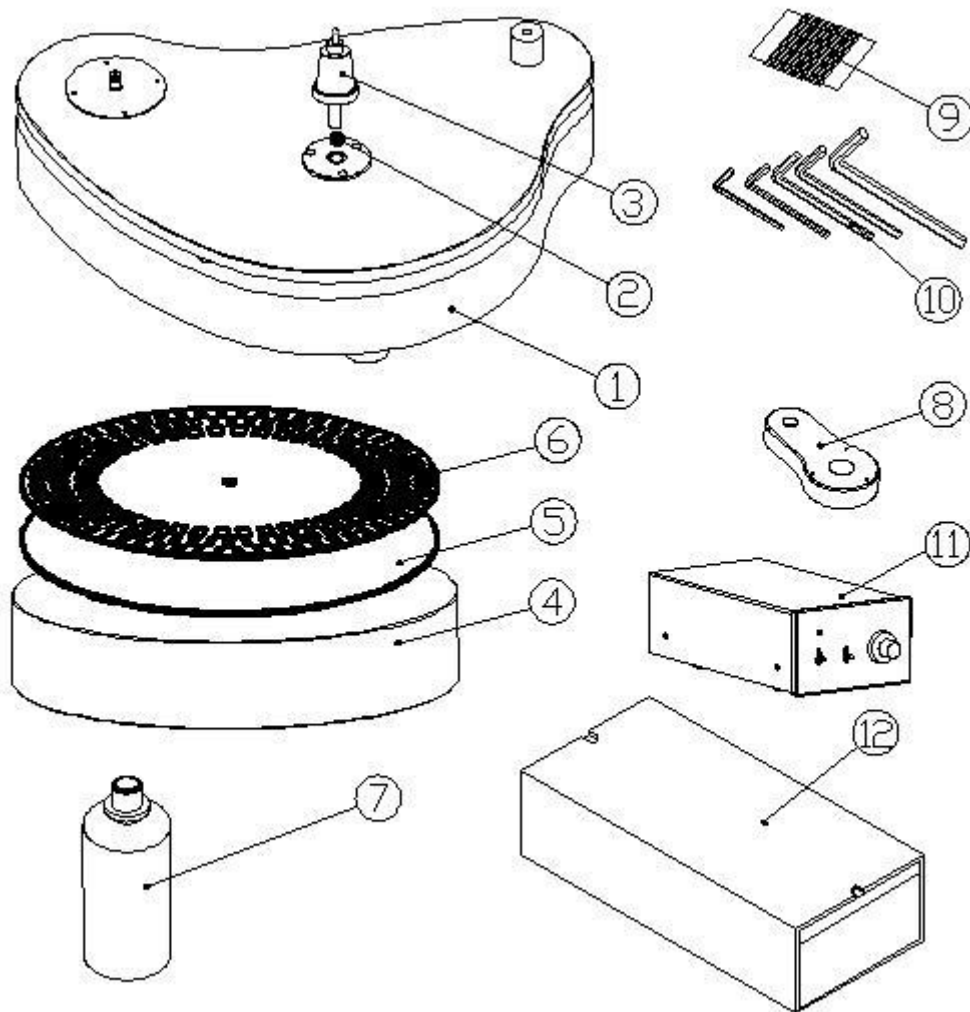
The component shall reproduce the original musical sound, purely and naturally.

The products are easy to operate and are manufactured according to the best quality principles.

All CONSONANCE products are created with acoustical instruments in a concert situation as point of reference. The music is reproduced exactly like the original and is limited only by the quality of the recording.

Our aim is to give you the best possible music experience!

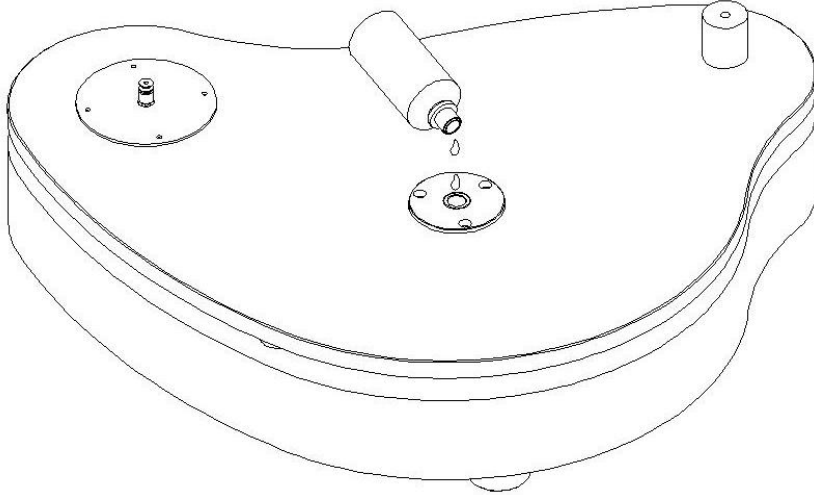
Partlist



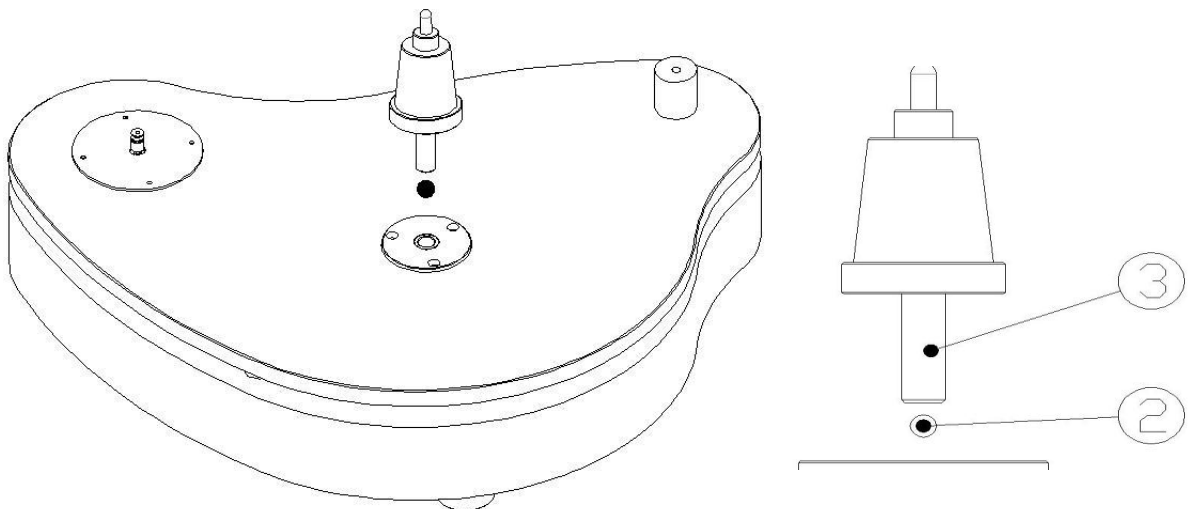
1. plinth
2. ball for bearing (ceramic)
3. bearing
4. platter
5. met
6. Strobe Disc
7. lubrication oil
8. arm base
9. belt
10. allen wrench
11. DC motor speed controller
12. tone-arm

Assembling the Turntable

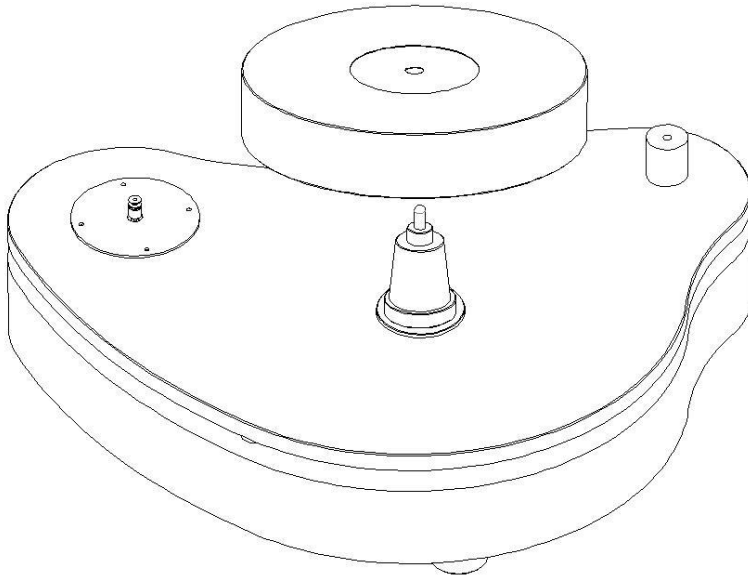
1. Open the box and take out the turntable plinth.



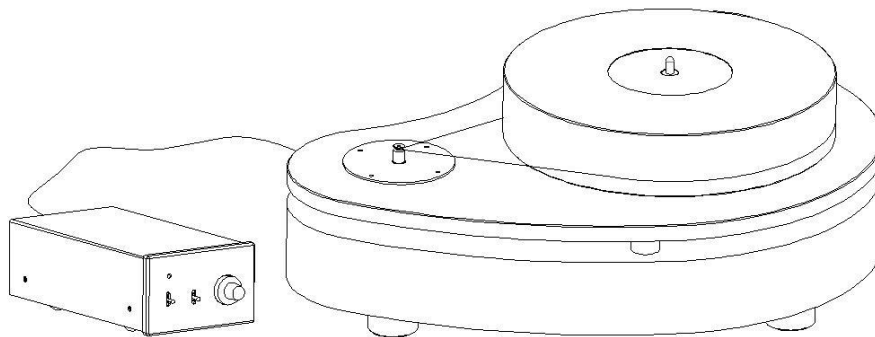
2. Put ceramic ball (2) in the bearing house, a few drops of lubricant into it and Insert the bearing (3) .Gently rotate the bearing using your finger to ensure it is covered with a thin film of oil to ensure it runs smoothly.



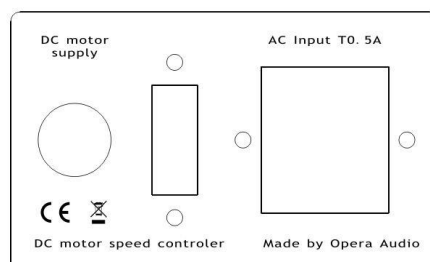

3. Put on the cotton gloves and pick up the acrylic platter. Hold it level over the bearing housing, locate it carefully and gently lower it until it seats fully over the bearing.



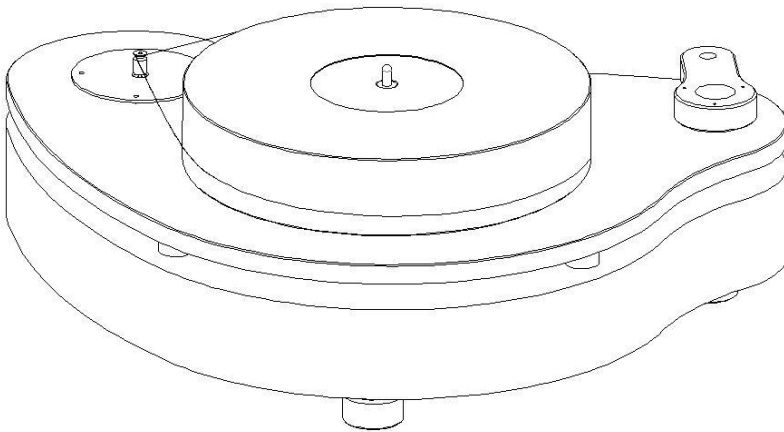
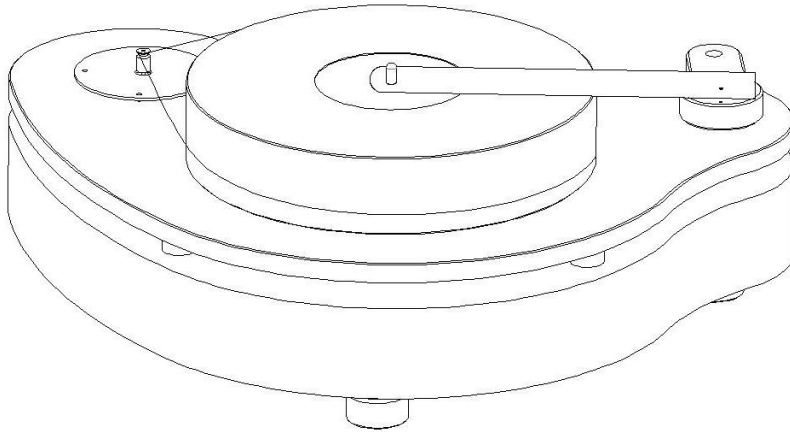
4. Connecting the speed controller to the DC motor socket safely. Take out one of the drive 'belts' and run it round the motor spindle and then round the platter. Put the Strobe Disc on the platter, and adjust the speed controller knob to get the 33.3rpm or 45rpm. The corresponding circle on Strobe Disc will display stable stripes.



The knob on the right side of the speed controller is for adjusting the speed by speed strobe.

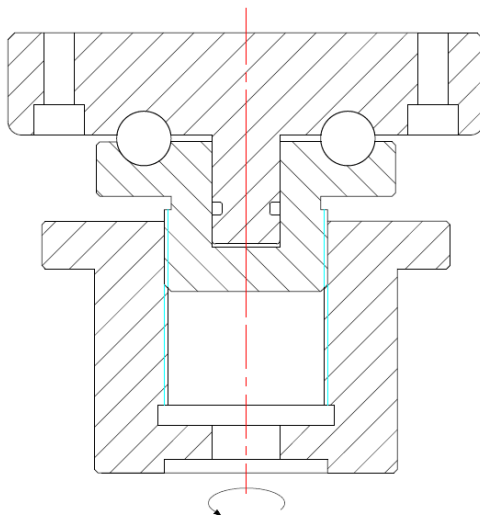


5. Fix the tone-arm base with height on the main turntable base.



last step

Use the adjustable feet of the turntable to level the turntable using the extra spirit level.



TECHNICAL SPECIFICATION

Wow and Flutter: Less than 0.1%

Rumble: Greater than 80dB down

Speed accuracy: Within 0.01%

Motor powersupply:

100V~240V 50Hz / 60Hz AC dependent on country.

USE & PLACEMENT

The Consonance LP5.0 MK2 should be placed on a flat, hard surface for proper standing. The turntable performs best after being switched on for 5 minutes for running smooth. A certain space is required for tonearm moving above the turntable on the right side. The turntable must never be placed on a soft or unstable base. Nor must it be covered while in use or placed on a narrow shelf or in another confined space.

CLEANING

The base of the turntable and tonearm as well as the motor are made of solid, powder coated aluminum. Fingerprints can be removed with a cloth moistened with warm water. A silk cover would be the best keeping dust away from the whole LP system.

NOTE & WARNING

Opening of the product by non-authorized personnel will void the guarantee.

The products must not be exposed to rain or moisture.

Motor should only be opened or serviced by certified technicians. The devices contain electronic components that can cause severe electric shock. Work performed on Consonance products by unqualified personnel can cause serious damage and personal injury.

WARRANTY

Opera audio guarantees each product manufactured by us to be free from defects in materials and workmanship under normal use. Our obligation under this warranty is limited to making good at our factory any part or parts thereof which shall, within 1 year after delivery to the original purchaser, be returned to us with transportation charges prepaid, and which an examination shall disclose to have been thus defective; this warranty being expressly in lieu of all other warranties expressed or implied and of all other obligations or liabilities on our part. This warranty shall not apply to any Opera audio product which shall have been repaired or altered outside of our factory in any way so as to affect its stability, nor which has been subject to misuse, negligence or accident. Warranties of the vacuum tubes are by the respective manufacturers, usually 90 days.

Please mail or e-mail the Registration Card to the address as follows:

The Opera Audio Co., Ltd.

No.2 JiuXianQiaoLu
ChaoYang District
Beijing, China
Tel: 86 10 59789461
Fax: 86 10 59789265
support@opera-consonance.com
operaamp@vip.163.com
<http://www.opera-consonance.com>



Registration Card

Name
Address
City
State
Zip
Email
Telephone
Model
Serial Number
Purchase Date
Dealer