

# LT-1S Linear tangential tonearm

## **Warnings**

Do not expose the equipment to rain or moisture.

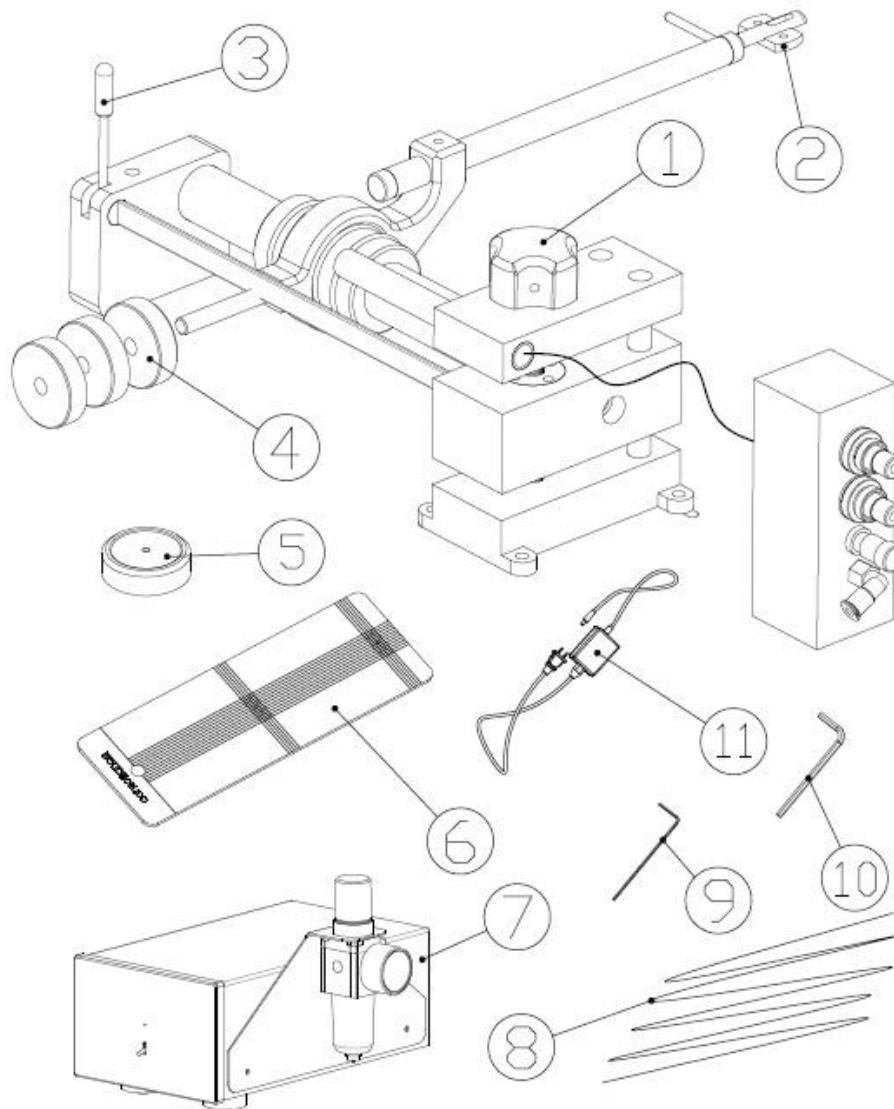
Do not remove the cover from the equipment.

Do not insert anything into the equipment through the ventilation holes.

Do not handle the mains lead with wet hands.

No naked flame sources, such as lighted candles, should be placed on the equipment.

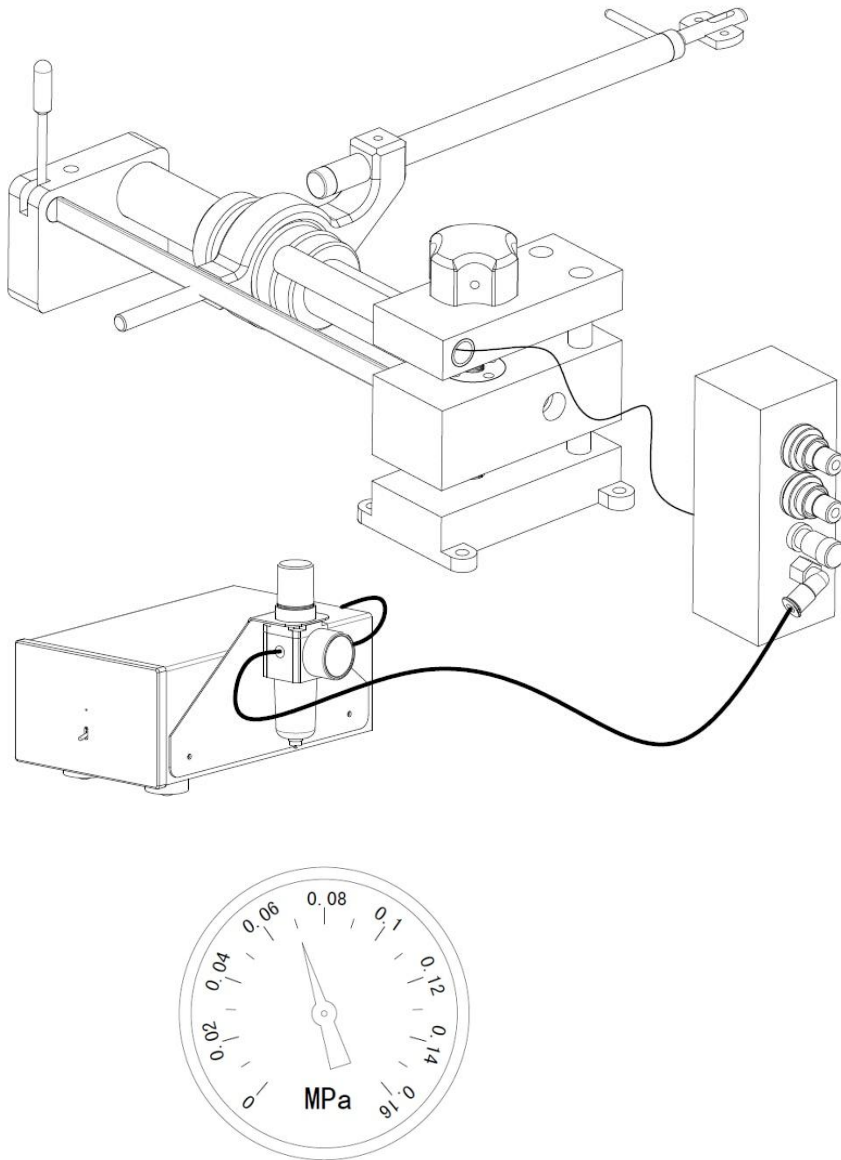
## Part List



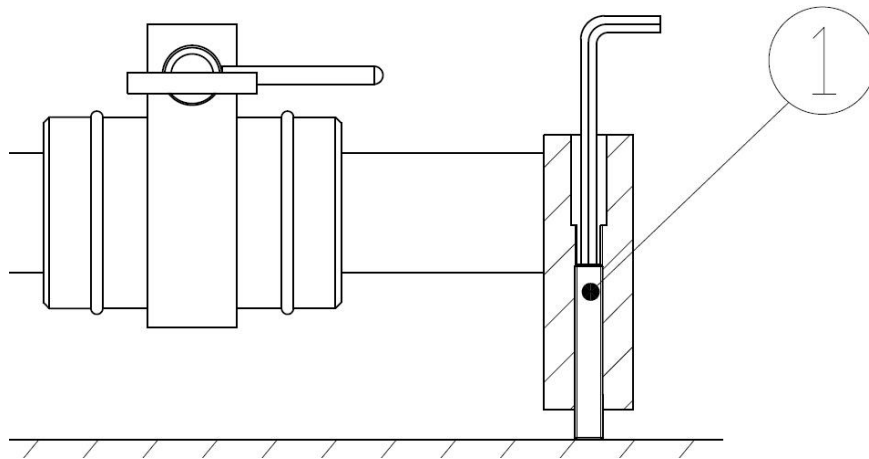
1. VTA adjustment
2. headshell
3. arm lifter
4. counterweight
5. Level
6. protractor
7. pump
8. airtube
9. 1.5mm allen wrench
10. 3mm allen wrench
11. DC5V power supply for Pump

## Fixing and Adjustment

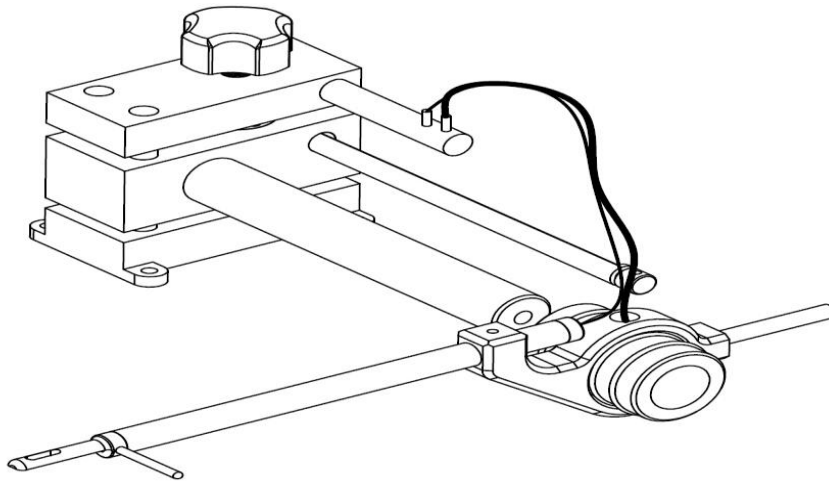
1. Remove the pump from the package. Follow the picture, make sure it use the airtube to connect with the water separator and tonearm. Then turn on pump. If the installation is correct, barometer will show 0.05MPa. Make sure the air bearing move is very smooth.



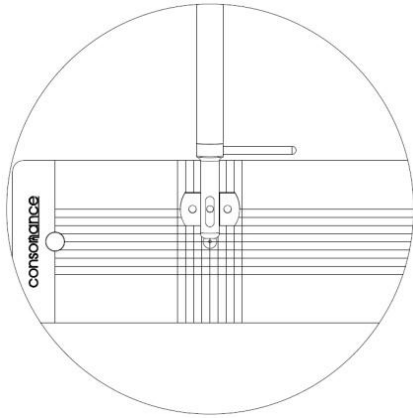
**Note1: It is very important to adjust the level of the air float tonearm. First you can adjust feet. If necessary, you also adjust the screw 1 confirm with the spirit level. In the end fix screw 1.**



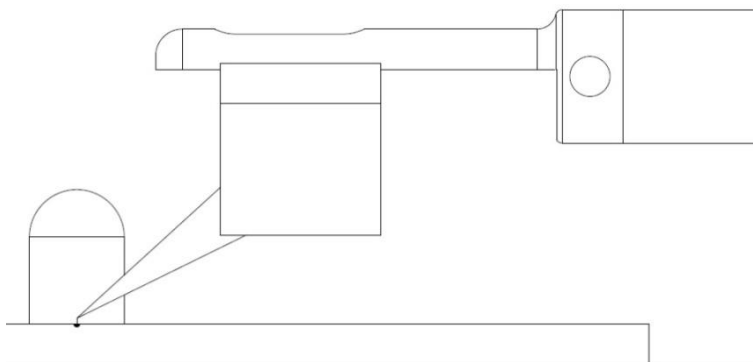
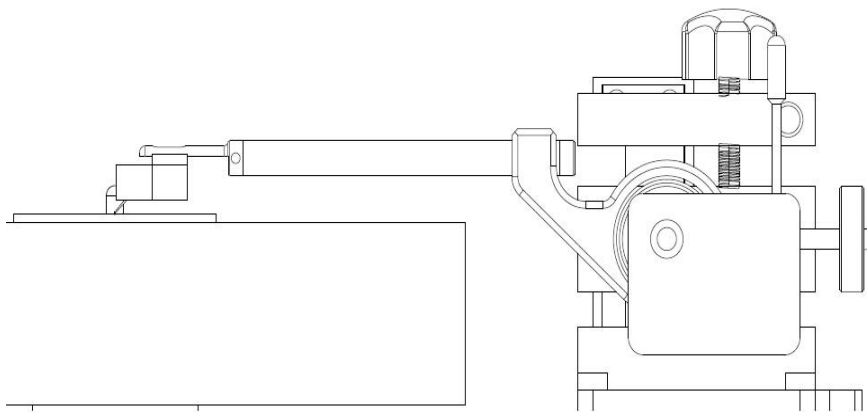
**Note2: When the LT-1S is used for a period of time, the inside of the air bearing sleeve will be dirty, which will affect the normal operation. To clean the sleeve, loosen the M6 screw and remove the guide rail. Clean the inside of the sleeve with a wet tissue. After that, re-install the guide rails.**



2. Mount the counterweight and the cartridge. Use the stylus gauge adjust the cartridge tracking force. Put the protractor on the spindle of turntable. Let the straight line and the edge of the cartridge is parallel. Move the headshell until the tip fall the black spots .Fix the screw on the top of headshell.



3. LT-1S has VTA adjustment system. You can at the same time while listening to adjust until satisfied.



## WARRANTY

Opera audio guarantees each product manufactured by us to be free from defects in materials and workmanship under normal use. Our obligation under this warranty is limited to making good at our factory any part or parts thereof which shall, within 1 year after delivery to the original purchaser, be returned to us with transportation charges prepaid, and which an examination shall disclose to have been thus defective; this warranty being expressly in lieu of all other warranties expressed or implied and of all other obligations or liabilities on our part. This warranty shall not apply to any Opera audio product which shall have been repaired or altered outside of our factory in any way so as to affect its stability, nor which has been subject to misuse, negligence or accident. Warranties of the vacuum tubes are by the respective manufacturers, usually 90 days.

**Please mail or e-mail the Registration Card to the address as follows:**

**The Opera Audio Co., Ltd.**

No.2 JianXianQiao Road

ChaoYang District

Beijing,China

Tel: 86 10 59789461

Fax: 86 10 59789265

support@opera-consonance.com

www.opera-consonance.com



**Registration Card**

Name
Address
City
State
Zip
Email
Telephone
Model
Serial Number
Purchase Date
Dealer